



**Unit Illustrated:** MQRB4236NT Zero Clearance Direct Vent Natural Gas Fireplace, HB42CVCK Designer Clean View Circulating Kit, MQRB42PL Porcelain Reflective Liners, Decorated with White Ember Glass.

SKYLINE

ZERO CLEARANCE DIRECT VENT GAS FIREPLACE

 marquis  
COLLECTION

# ENJOY THE VIEW



## There is nothing subtle about this SKYLINE.

Its pure sophistication makes a statement with wide-view appeal and flexibility. Choose from the rocks and driftwood, decorative stones or ember glass in a choice of colors for a sleek contemporary look.

Visit [www.marquisfireplaces.net](http://www.marquisfireplaces.net) to see the latest evolution in fireplaces.



## STANDARD FEATURES

- Millivolt or IPI valve system will operate during power failures with Hi/low heat and flame adjustment
- Glass media: Bronze (ZCVRB3622), White (MQRB4236)
- Safety Screen Barrier

## OPTIONAL FEATURES

### Designer Clean View Circulating Kit:

(MQRB4236 Model Only) No Louvers Required

### Surround – Edge (ZCVRB3622 only)

Black or Stainless Steel (36"W x 22 1/2"H)

### Surround – Flatt (ZCVRB3622 only)

Black (45 1/16"W x 34 5/8"H)

### Fan Kit:

Heat activated with variable speed control

### Universal Light Kit:

Two Lamps (Series II models only)

### Porcelain Reflective Liners

### Driftwood Log Sets:

Four Pieces Driftwood with Four Rocks (MQRBD1) or Three Piece Driftwood Log Set (MQRBD4)

### Media Options:

Contemporary Rocks, Decorative Stones, Decorative Ember Glass (Glacier Ice, Cobalt Blue, Black, Bronze, White) or Ember Chunks

### Thermostat:

Wall Mount Thermostat or Programmable Thermostat

### Remote Controls:

On/Off, Thermostat, Thermostat Modulating

**Unit Illustrated (left):** ZCVRB3622N Zero Clearance Direct Vent Natural Gas Linear Fireplace, with Decorative Bronze Glass, ZCVRB365WFBFL Surround (Flatt – Black), Z3622PRL Porcelain Reflective Liner, and optional ULK2 Universal Light Kit.

## SKYLINE PRODUCT SPECIFICATIONS

MODEL	ZCVRB3622N ZCVRB3622NE	ZCVRB3622LP ZCVRB3622LPE	MQRB4236NT MQRB4236NTE	MQRB4236LPT MQRB4236LPTE
Fuel	Natural	Propane	Natural	Propane
Input Max.	17,500	17,500	24,000	24,000
Input Min.	12,000	14,000	18,000	18,000
FE (P.4.1-15)	61.36% / 65.82%	62.72% / 64.55%	54.84% / 57.05%	57.15% / 59.13%

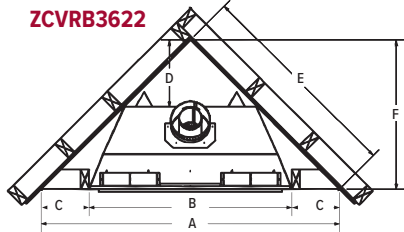
## SKYLINE ACCESSORIES

### SKYLINE PRODUCT DIMENSIONS

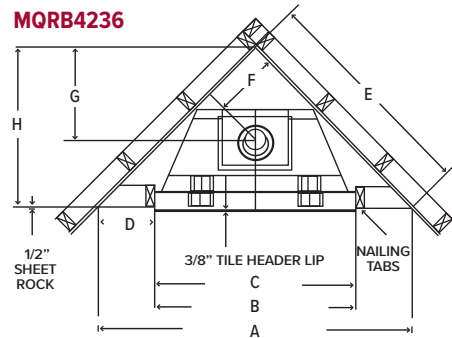
#### CLEAN VIEW FRAMING

CORNER FRAMING DIMENSIONS (INCHES)

#### ZCVRB3622



#### MQRB4236



#### ZCVRB3622 MQRB4236

A	53 1/2"	A	63 13/16"
B	36 3/8"	B	42 7/16"
C	8 9/16"	C	42 1/16"
D	12"	D	10 11/16"
E	37 7/8"	E	45 1/8"
F	26 3/4"	F	13 3/4"
G	-	G	19 1/2"
H	-	H	31 7/8"

#### TOP FLUE MODEL

##### VIEWING AREA

Model	Height	Width
ZCVRB3622	16 1/8"	29 3/4"
MQRB4236	20 3/8"	33 3/8"

#### TOP FLUE MODEL

##### DIMENSIONS

Model	Height		Front Width		Depth	
	Actual	Framing	Actual	Framing	Actual	Framing
ZCVRB3622	37 1/8"	37 1/4"	36"	36 3/8"	17 7/16"	17 1/2"
MQRB4236	36 13/16"	43"	42 1/16"	42 7/16"	18 15/16"	19 1/2"



Unit Illustrated: ZCVRB3622N Zero Clearance Direct Vent Natural Gas Fireplace, Z3622PRL Porcelain Reflective Liners, MQRBD1 Contemporary Rock and Driftwood Set.




Unit Illustrated: ZCVRB3622N Zero Clearance Direct Vent Natural Gas Linear Fireplace, with Decorative Bronze Glass, ZCVRB36SSS Surround Edge (Stainless Steel), Z3622PRL Porcelain Reflective Liner, and optional ULK2 Universal Light Kit.

### LOG SETS




MQRBD1  
4 Piece  
Driftwood Set  
with 4 Rocks




MQRBD4  
3 Piece  
Driftwood Set

### LINER




Porcelain  
Reflective  
Liner


### SURROUNDS



Edge  
ZCVRB36SBL




Edge  
ZCVRB36SSS




Flatt  
ZCVRB36SWFBL

### MEDIA OPTIONS



MQG5ZG  
Zircon Glacier  
Ice Glass




MQG5A  
Cobalt  
Ember Glass




MQG5B  
Black  
Ember Glass



MQG5C  
Bronze  
Ember Glass



MQG5W  
White  
Ember Glass



MQEMBER  
Ember  
Chunks



MQSTONE  
Decorative  
Stones



MQROCK2  
Natural  
Rock Set



MQROCK3  
Multi-Colored  
Rock Set





**Unit Illustrated:** ZCVRB3622N Zero Clearance Direct Vent Natural Gas Fireplace, ZCVRB36SBL Surround Edge (Black), Z3622PRL Porcelain Reflective Liners, MQRBD1 Contemporary Rock and Driftwood Set.



Marquis Fireplaces maintains a program of continuous testing, refinement and improvements of all its products. Some aspect of units shown here may be changed at any time without notice or obligation.

Certification: These Models are certified to ANSI Z21.88-2017 CSA 2.33-2017 Vented Gas Fireplace Heaters.

Note: Components may have to be ordered separately to create a complete unit. Discuss with your local Marquis Dealer for clarification.



Crafted entirely in Canada, each Marquis fireplace is built to the highest standards and made to last.



2340 Logan Avenue  
Winnipeg, Manitoba, CAN  
R2R 2V3  
Phone: 204.632.1962  
Fax: 204.632.1960  
[marquisfireplaces.net](http://marquisfireplaces.net)

LIMITED LIFETIME WARRANTY

Printed in Canada  
B093 - 01/2020