



Sunglo™ Patio Heaters Model PSA265(V), (E)



The Sunglo™ model PSA265 permanent post heater is an outdoor rated natural gas heater ideal for open patio designs. The in-ground post minimizes the deck space required and positions these heaters at the ideal height for comfort and safety. Heat coverage varies depending on the wind exposure on the patio. The average spacing between heaters is 12 feet apart.

This heater is available with a variety of control systems. Each control system is equipped with 100% safety shutoff. The PSA265 is a manually operated heater requiring no electrical connections. The PSA265V with solenoid gas valve allows the heater to be turned off/on at the turn of a switch. The PSA265E offers a completely automated ignition system. Both the PSA265V and PSA265E require an external 24 VAC source.

This heater offers a large deep aluminum disk reflector for maximum comfort, a primary aerated burner for minimal noise, and 100% safety shutoff. The post is available in a glossy black powder-coat finish or 304 stainless steel.

Specifications:

Overall Height	93 inches
Input Rating	50,000 BTU/HR
Fuel Type	Natural Gas
Ignition	Pilot or Electronic
Electrical PSA265V & E	24 VAC 20 VA
Transformer 24 VAC	Not Included
Wind Rating	10 mph Horizontal
Nominal Spacing	12 feet
Manufactured	United States
Certification	CSA International
Warranty	One Year / Parts Only

Mfr. by:

INFRARED DYNAMICS, INC.

3830 Prospect Avenue

Yorba Linda, CA 92886

Toll Free: 1-888-317-5255

www.infradyne.com

PSA265 (V) (E)

A242

A244 (V) (E)

A270

Sunpak S25, S34



Sunglo™ Patio Heaters Model PSA265(V), (E)

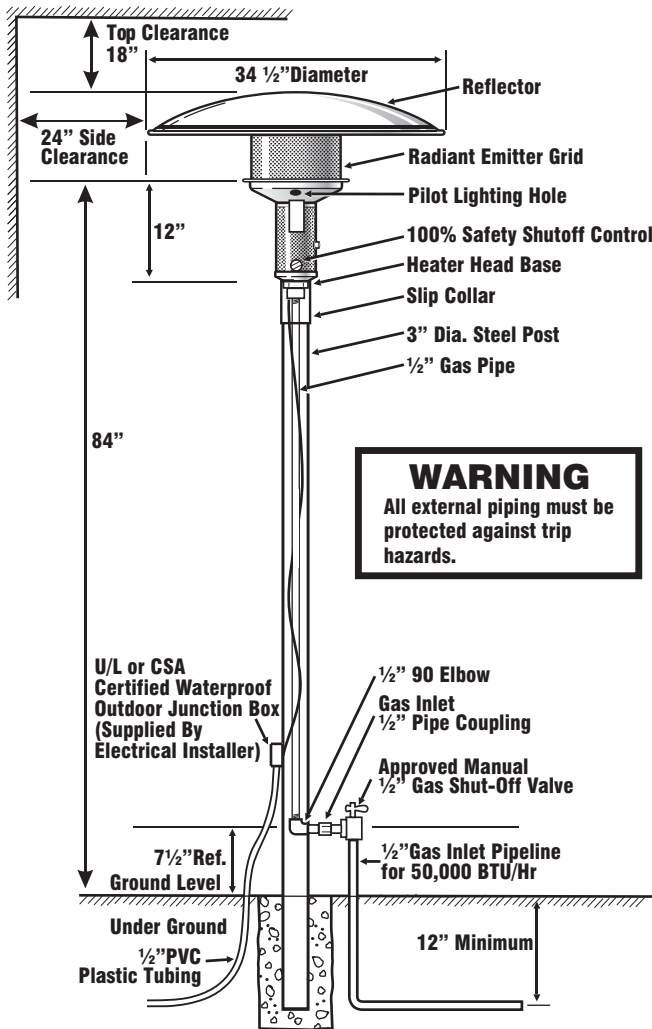
PSA265 heaters require no electrical connection and are the easiest to service and maintain. This heater utilizes a pilot-thermocouple 100% safety shutoff. Pilot must be manually lit. Heater is turned off/on with a manual control knob located at the front of the heater.

PSA265V heaters require 24 VAC electrical to be connected in order to operate the main burner. This heater utilizes a pilot-thermocouple 100% safety shutoff. Pilot must be manually lit. Heater is turned off/on with electrical switch, timer or other control device by interrupting the 24 VAC supply to the heater. Control device is to be supplied by the installer. Manual control knob must be set to the ON position for this heater to operate with an electrical switch.

PSA265E heaters require 24 VAC electrical to be connected in order to operate. This heater utilizes an electronic ignition and monitors the heater through flame rectification. Heater cannot be manually lit. Heater is turned off/on with electrical switch, timer or other control device by interrupting the 24 VAC supply to the heater. Control device is to be supplied by the installer.

The required clearance from combustibles materials must be maintained on all heaters. In addition heaters must have adequate fresh air and ventilation to operate properly. Make sure you can meet these requirements in making your heater selection.

This specification sheet was designed as a brief summary about this heater. The primary use of this sheet should be for heater selection only. It should not be used as the sole guide in placement and installation of these heaters. Complete installation instructions can be obtained by calling toll free at 1-888-317-5255 and online at www.infradyne.com.



Suggested Specifications:

Heater shall be Sunglo™ model PSA265, PSA265V, or PSA265E as manufactured by Infrared Dynamics, Inc., Yorba Linda, California. All heaters shall be equipped with a control system for use with natural gas fuel. Each heater shall have passed the ANSI requirements for outdoor heaters.

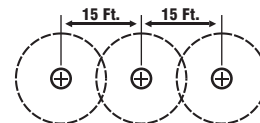
Reflector shall be of a deep disk circular type mounted on top of heater.

Infrared Radiant Emitter Grid shall be made of perforated stainless steel.

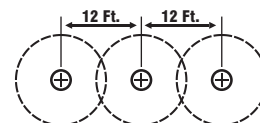
Each heater shall be equipped with a 100% safety shutoff device.



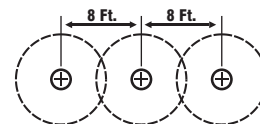
SUGGESTED SPACING WHEN MULTIPLE HEATERS ARE USED:



Spacing For - WELL PROTECTED AREAS AND MILD CLIMATIC CONDITIONS



Spacing For - SEMI EXPOSED AREAS WITH AVERAGE WEATHER CONDITIONS



Spacing For - COMPLETELY EXPOSED AREAS WITH SEVERE WEATHER CONDITIONS